

KIDS and CULTURES presents



CELEBRATE!

World Holidays for kids

www.KidsAndCultures.com

Dear teacher,

We are excited to perform at your school! Together with you and your students, we look forward to learning about other people and places through hearing about their holiday traditions, and enjoying some of the stories that have been passed down to this generation. This packet is a “heads up” of what to expect, as well as some ideas for what you can do to maximize the learning for your students.

The show we will be performing for you is called ***Celebrate! World Holidays for Kids***. It features information about holidays celebrated around the world. The show includes games, traditions, and stories that explain some cultures’ holiday traditions. Our hope is that, through this show, we can all enjoy others’ traditions and better appreciate their celebrations.

Before we come, you and your students could:

- Discuss what a celebration is, and the role celebrations play in societies.
- Talk about holidays that children in your class celebrate.
- Identify common stories shared during those holidays.
- Use a map or globe to locate the countries featured in our stories.
- Discuss different calendars (lunar, Gregorian, etc.) and why some celebrations seem to “change dates” from year to year.
- Find out what you already know about these countries. You could begin a Know/Want to know/Learned chart with them, and update it afterwards.
- Prepare to listen for something in the show that you did not know, and recall it later.

As your class enters the performance area, if time allows, you may join our “pre-show trivia game show.” This multiple-choice event allows students to learn about holiday celebrations in other places and cultures while cheering on fellow student contestants. During this time, we may also ask you as the teacher to select a student to help us present part of the show.

Once the show begins, our hope is that you will enjoy it as much as your students, and that we can all learn together. Please interact with us during the show, and encourage your students to do the same. It is more fun for all of us to ***Celebrate!*** with an involved audience!

After the show, you can:

- Ask students to name a tradition they learned about and where it comes from.
- Invite students to re-tell a story they heard.
- Ask students to write or draw about a new year’s tradition they want to try this year.
- Allow students to write about their own holiday tradition: either one that their families celebrate, or one that they create.
- Create your own classroom “family” celebration tradition: invent an upcoming holiday as a class and celebrate it together as prescribed when the big day arrives!
- Review the handout with your students and send it home so other family members can find out what the students experienced today.

Celebrate! World Holidays for Kids includes information about celebrations such as:

2011-12 WORLD HOLIDAYS

- October 26: Divali (India)
- November 6 to 8: Feast of the Sacrifice (Muslim)
- November 10: Loy Krathong (Thailand)
- November 15: Shichi-Go-San Matsuri (Japan)
- December 6: St. Nicholas Day (Christian)
- December 20 to 28: Hanukkah (Jewish)
- December 25: Christmas (Christian)
- December 26 to January 1: Kwanzaa (African-American)
- January 1: New Year’s Day (Many countries)
- January 23: Tet (Vietnam)
- January 23: Chinese New Year (China)
- February 8 or 15: Nirvana Day (Buddhist)

Sample activity handout (Kids and Cultures will bring copies for each student)

CELEBRATE!

World Holidays for Kids

a program of **KIDS and CULTURES** • www.KidsAndCultures.com





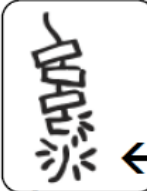









WORLD HOLIDAYS GAME

For two or more players. Each player needs a button, stone, or other marker. On each turn, a player flips a coin—for heads, move one space; for tails, move two spaces. When you land on a question square and answer correctly, move one more space. If not, stay where you are until your next turn. The first person to reach HOME wins! If you get stuck, find the answers at our website: www.KidsAndCultures.com/celebrate.html. Have fun!

HOLIDAYS IN 2011-12

- October 26: Divali (India)
- November 6 to 8: Feast of the Sacrifice (Muslim)
- November 10: Loy Krathong (Thailand)
- November 15: Shichi-Go-San Matsuri (Japan)
- December 6: St. Nicholas Day (Christian)
- December 20 to 28: Hanukkah (Jewish)
- December 25: Christmas (Christian)
- December 26 to January 1: Kwanzaa (African-American)
- January 1: New Year's Day (Many countries)
- January 23: Tet (Vietnam)
- January 23: Chinese New Year (China)
- February 8 or 15: Nirvana Day (Buddhist)

Kids and Cultures introduces children to world cultures, promoting awareness, understanding, and responsible action as world citizens. Find out more at www.KidsAndCultures.com.

	Which are the three "unlucky" childhood ages in Japan?		What does the Kwanzaa phrase "Habari gani" mean?	START HERE
↓	During Divali, what do children set on their windowsills or float in water?		Tell about a New Year's celebration you learned about during the show.	
→	→	→	→	In China, New Year's celebrations last how many days?
↓		What sound do children often hear during Tet?		During Loy Krathong, what do Thai people make to float on water?
→	→	→	→	
↓	Name a miracle that is remembered during Hanukkah.		Name an animal that is killed during the Feast of the Sacrifice.	
→	→	→	→	Who gave bags of gold to three girls so they wouldn't be sold as slaves?
↓		What happened to the gift that Maria gave on Christmas Eve?		Where does the story of the Snow Maiden come from?
→	→	→	→	
↓	What do you wish to find in a bite of Saint Basil's bread?		Tell about a holiday tradition your family observes this time of year.	
→	→	→	→	HOME for the holidays!