

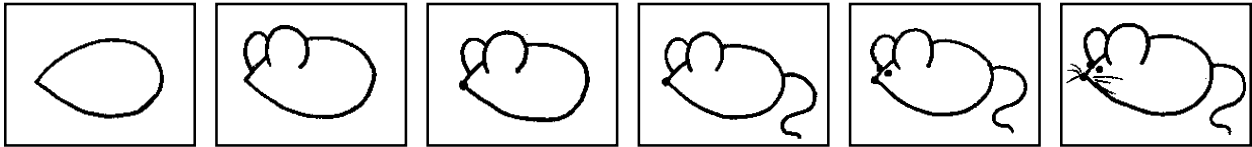
The Barking Mouse— A Story from Cuba

ACTIVITY SHEET #1

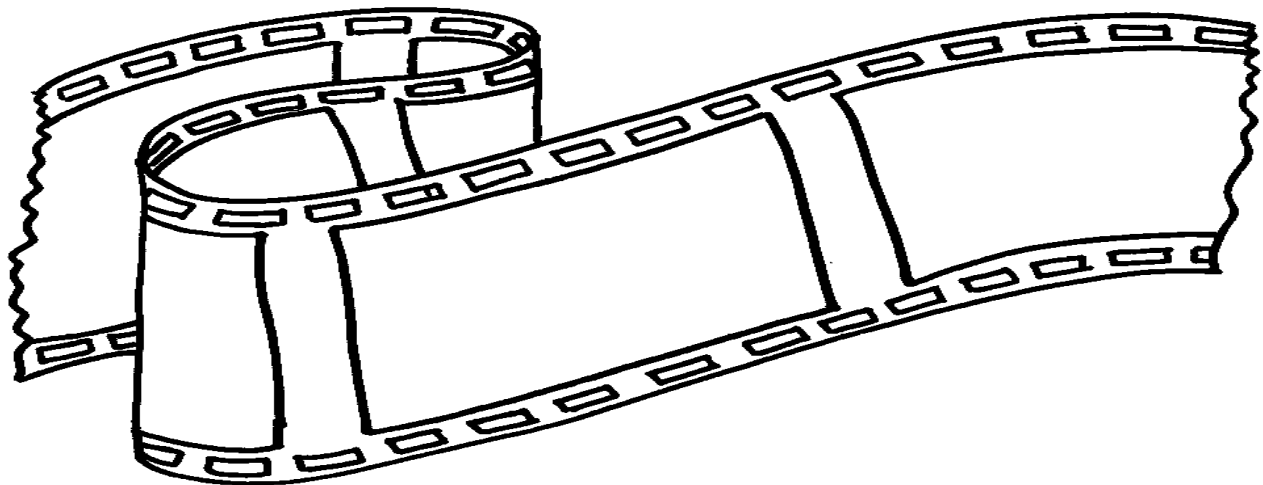
Remember the Spanish words in this story? Draw a line to their English meaning.

Hola	Goodbye
Papá Ratón	Mama Mouse
Hermano Ratón	Papa Mouse
Adiós	Brother Mouse
Señor Gato	Sister Mouse
Mamá Ratón	Hello
Hermana Ratón	OK
OK	Mr. Cat

Here's how to draw a mouse!



What was your favorite part of the story? Draw it here.



The Barking Mouse— A Story from Cuba

ACTIVITY SHEET #2

Illustrate Mamá Ratón's Big Moment



Follow these directions to finish the newspaper

1. Draw the bush on the right side of the newspaper photograph.
2. Under the bush, draw the family of mice. Be sure that Mamá Ratón is in the front.
3. Draw Señor Gato on the left side of the picture, ready to pounce.
4. Use a speech bubble to show what Mamá Ratón says to Señor Gato.

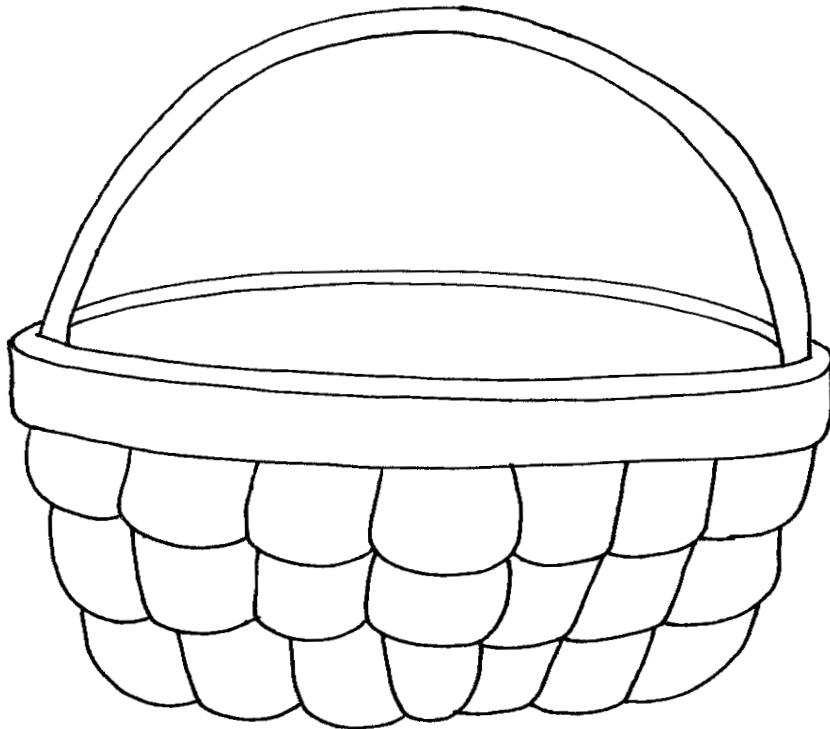
Granma Internacional is the name of Cuba's government newspaper, and is controlled by the government of Cuba. CubaNet News is an online newspaper from independent journalists on the island. Cuba Sí is another online newspaper.



The Apple Dumpling— A Story from England


ACTIVITY SHEET #1

What do you have a lot of? If the old woman came to your house, what would you give to her? Draw it in the basket.




Who would she give it to? Draw that person here. →

What would this person do with it? On the lines below, write why he or she needed it.



The Apple Dumpling— A Story from England

ACTIVITY SHEET #2



Down

1. The arguing couple had a garden full of these to share.
2. What the old woman set out to find.
4. What the old woman took in her basket from her home.
5. Country where this story comes from.

Across

1. They weigh less than plums and are softer to sit on.
3. The woman with the children gave this to "keep the loneliness away."
6. A golden one was given to the old woman.
7. The old woman made lots of these on her journey.




Unscramble the circled letters to find the treasure from this story.



Roly-Poly Rice Ball— A Story from Japan

ACTIVITY SHEET #1

Rice balls are good to carry with you when you travel. Long ago, Japanese men would carry them in a special pocket in their sleeves. With a colored marker, highlight the path that rolls the rice ball from the man's hand to the mouse. With a different colored marker, highlight the path that places the mouse's small box at the man's feet.



Read the hidden message above to find the treasure in this story:



Which treasure box would you have picked?



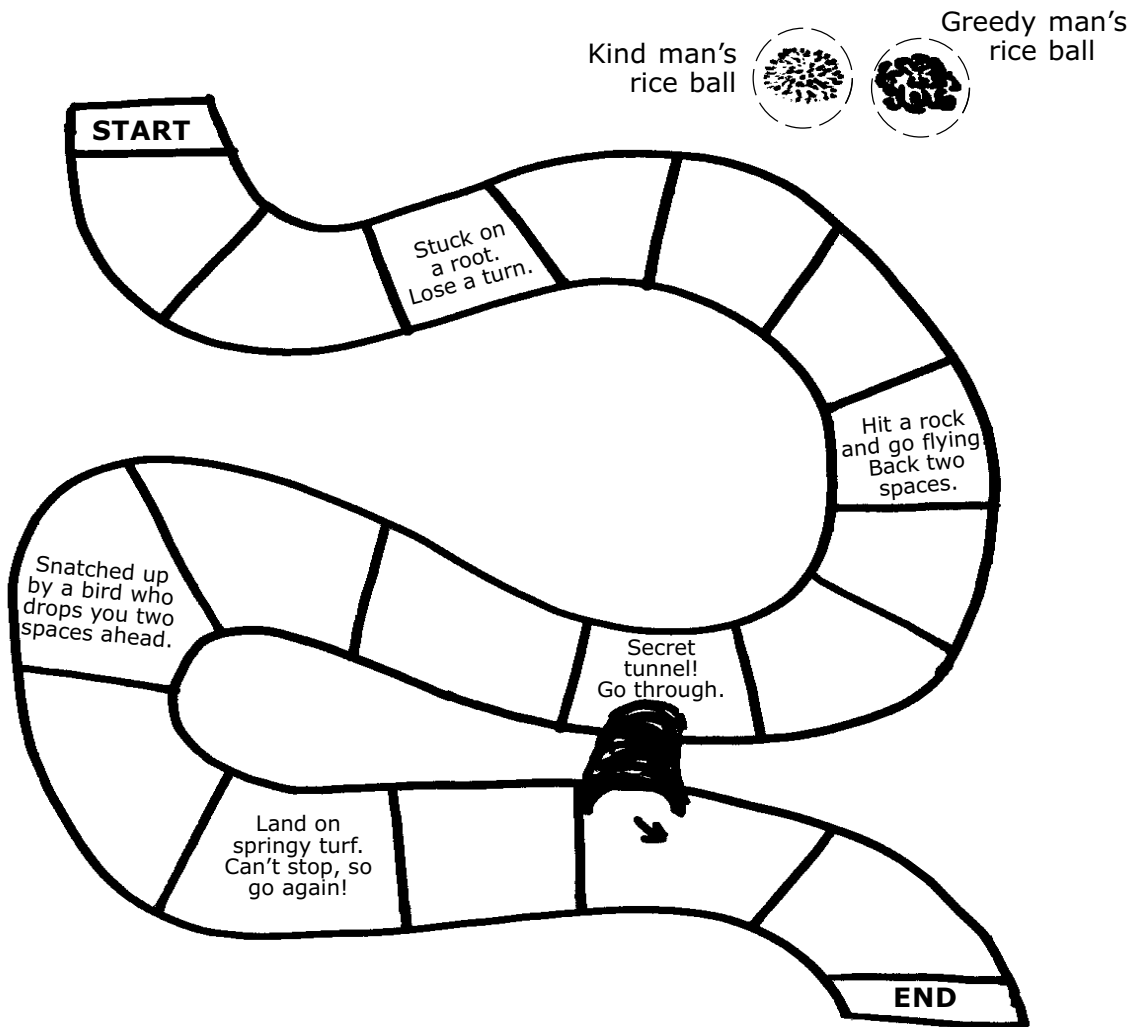
What would be in it?



Roly-Poly Rice Ball— A Story from Japan

ACTIVITY SHEET #2

Sticky rice can easily be shaped into balls which are easy to carry. With a friend, race the rice balls. Cut out the rice balls from the story to use as game pieces. Flip a coin to move: heads move one space, tails move two.




Who won?

What will the mouse give you?



Old Joe and the Carpenter— A Story from Appalachia USA

ACTIVITY SHEET #1



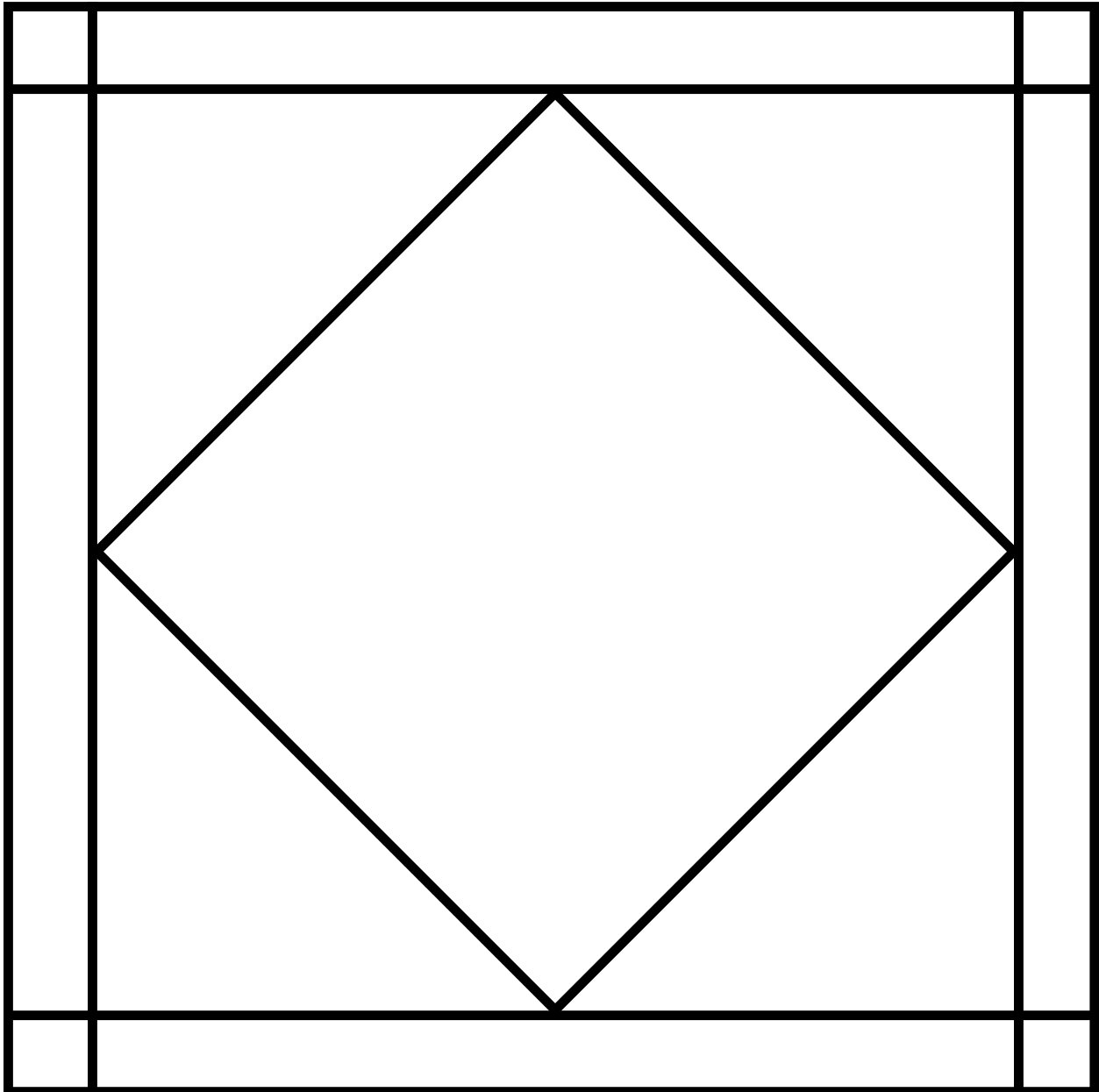
Follow these mapping instructions to picture the end of the story.

1. The Appalachian region is named after its mountains. Draw a mountain range across the northern part of the map.
2. For hundreds of years, the people of Appalachia have farmed. Draw a barn west of each house.
3. Draw the calf that caused the argument, grazing south of Jess's barn.
4. Draw the creek that Jess plowed and flooded, from the northeast corner to the southwest corner of the map.
5. Draw Joe's woodpile south of his barn.
6. Draw the bridge the carpenter built, north of Jess's barn and east of Joe's house.
7. Draw Joe and Jess shaking hands, forgiving each other, west of the bridge.



Old Joe and the Carpenter— A Story from Appalachia USA

ACTIVITY SHEET #2









The farmers in the story shook hands to show they forgave each other.
Quilts are an important part of Appalachian art.
Trace your hand in the diamond above. Then decorate and color the quilt patch.

Chardae's Thousand and One Nights— A Story from Iraq

ACTIVITY SHEET #1

Jamal took many young ladies to be married to Sultan Malik. Only one, Jamal's own daughter, Chardae, remained the Sultan's wife. Which picture below shows Jamal and his daughter Chardae? Follow the directions to **find Jamal and Chardae**, on their way to the Sultan.



Jamal's daughter does not like stripes.

Chardae is standing at her father's left side.

Chardae has very long hair.


JAMAL LOVED THE CURLS ON CHARDAE'S HEAD.

The pattern on Chardae's dress reminded Jamal of the sand in Iraq's deserts.

Chardae's Thousand and One Nights— A Story from Iraq

ACTIVITY SHEET #2

Draw the pictures in Jamal's scrapbook. Number them in the order that they happened.



After 1001 nights, Chardae's name is changed to Scheherazade, "the savior of her people."

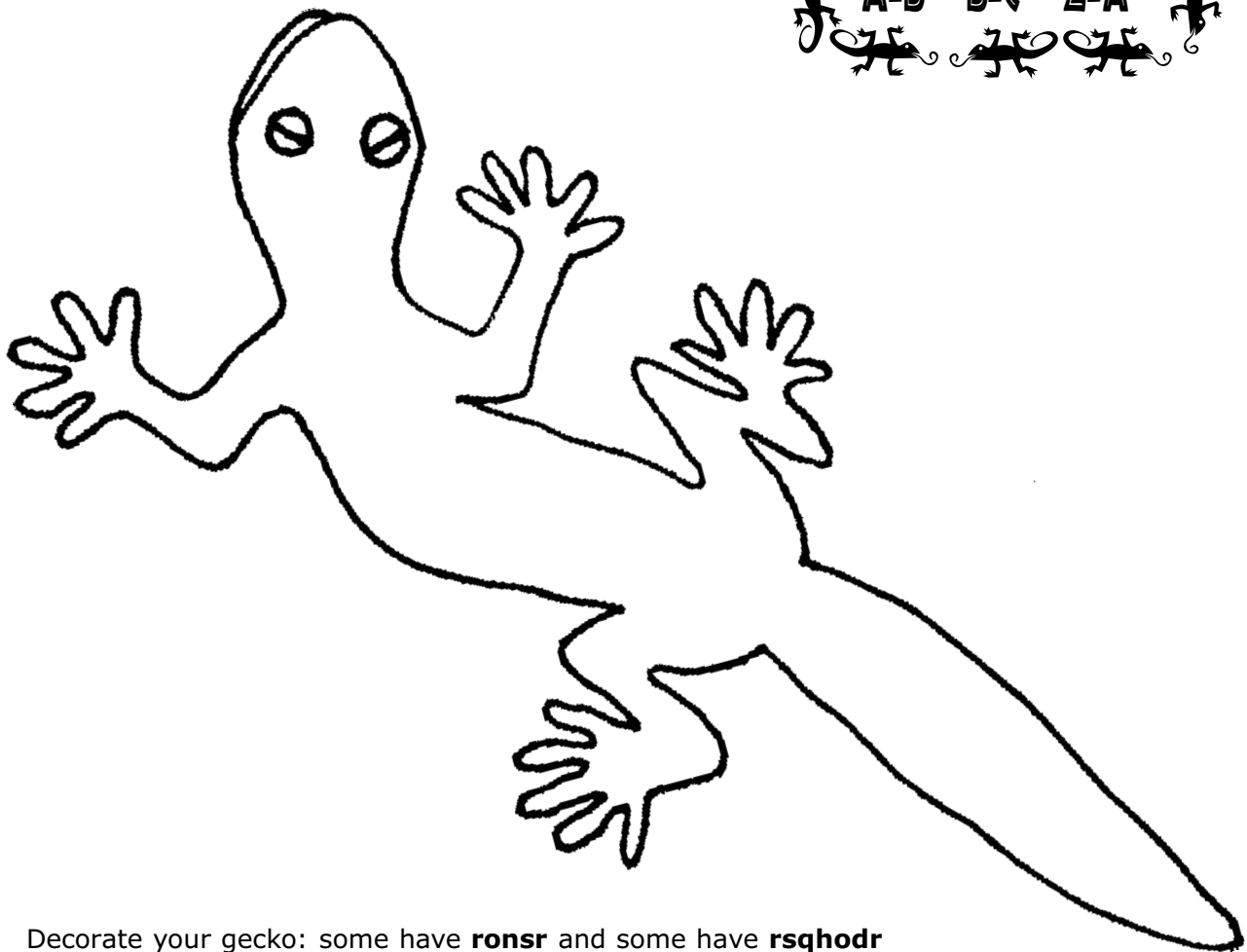
What treasures did Chardae show in her life that helped her to be a savior to many girls in her country? Use the letter found in each numbered picture above to fill these blanks: **W** _ _ _ _ _ , **K** _ _ _ _ _ , and **L** _ v _ .

2 3 5 1 7 2 6 5 6 4 3 3 1 4

Gecko—A Story from East Africa

ACTIVITY SHEET #1

Use the secret code and follow the directions below.



Decorate your gecko: some have **ronsr** and some have **rsqhodr**
Draw a **mhfgs** sky: geckos are **mnbstqmzk**
In the sky, write a reminder: "**Jddo sqxhmf!**" or "**Cnm's fhud to!**"


Did you know that...

- * Geckos can re-grow their **szhk** if it breaks off?
- * Geckos are the only lizard with a **unhbd**?
- * Geckos have **rshbjx** pads on their toes, like tiny **udkbqn**? That's how they climb **vzkkrr!**

Gecko—A Story from East Africa

ACTIVITY SHEET #2

Color the gecko. Remember, just like the gecko...



Keep trying!




Clever Katya— A Story from Russia

ACTIVITY SHEET #1

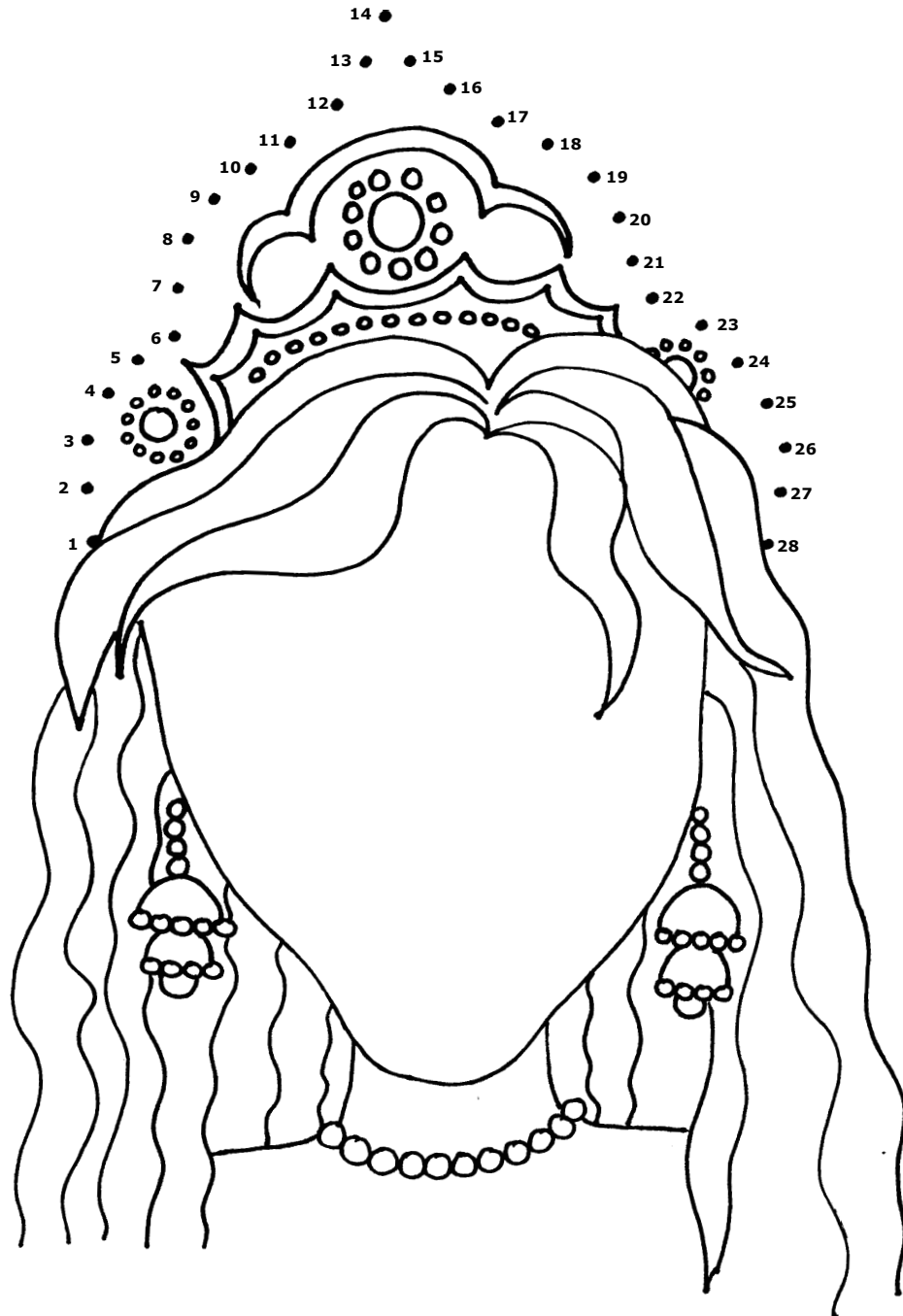
What treasure did Katya have? Fill in the answers to the clues. Then, copy the letters from the boxes into each building below.

- _____ The color of Dmitri's stallion
- _____ Dmitri's brother's name
- _____ What the brothers tried to do overnight in the empty hut.
- _____ Katya was Ivan's _____
- _____ Number of partridges Katya carried
- _____ In the end, the Tsar and Katya were _____



Clever Katya— A Story from Russia


ACTIVITY SHEET #2




**What is on Katya's head at the end of the story? Connect the dots to find out.
Draw her face to show how she feels.**

The Singing Snake— A Story from Australia

ACTIVITY SHEET #1

Find and color the snake which swallowed Lark. 



Write the letters from Snake's spots here: _____

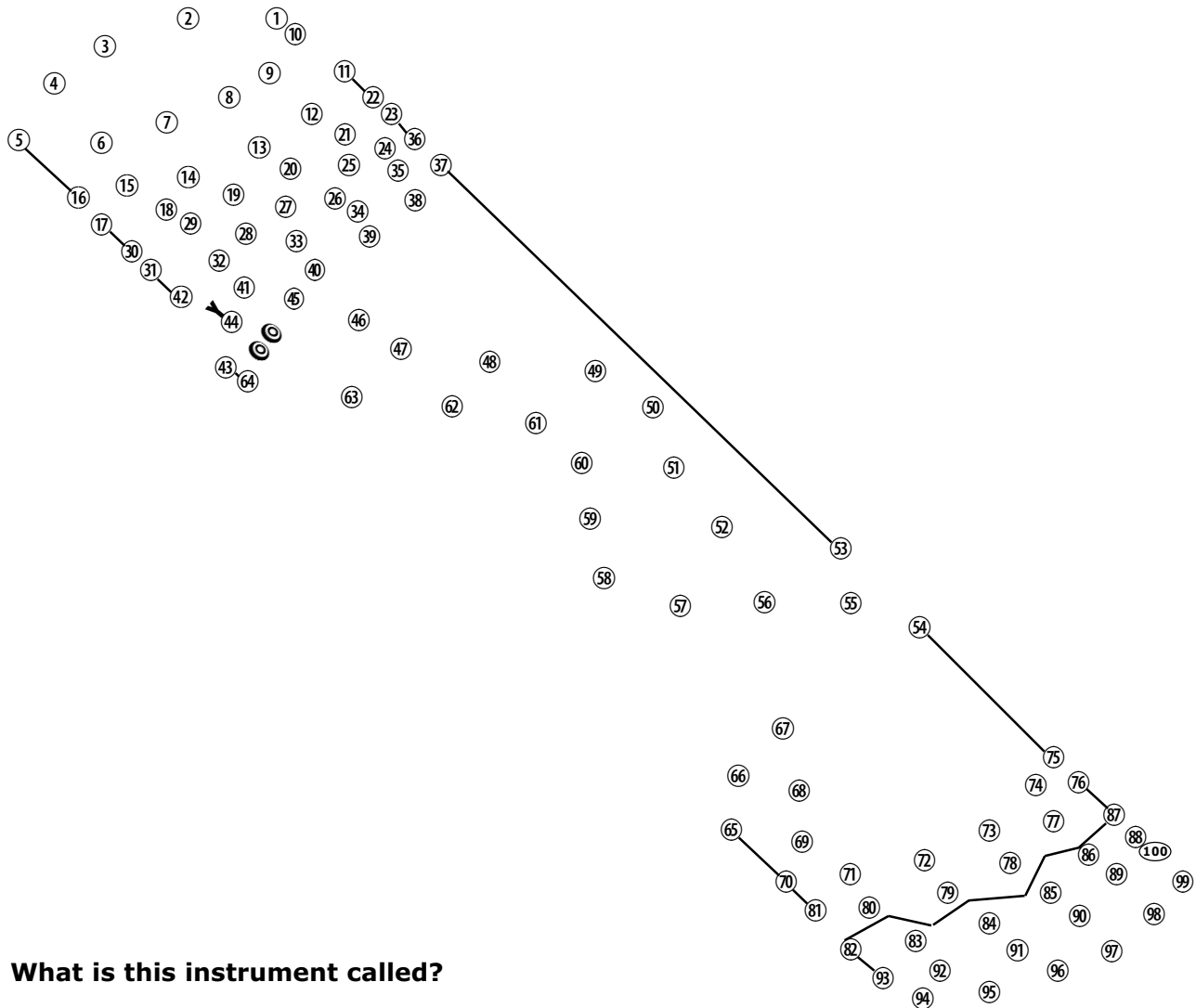
What treasure did Snake not have that would have helped him in the story?

Unscramble the letters to find a word that means truthfulness.

The Singing Snake— A Story from Australia

ACTIVITY SHEET #2

What instrument did the old man make in the snake's shape? Connect the dots to find out.



What is this instrument called?

(B+2) (H+1) (B+2) (H-1) (B+3) (Q+1) (H+1) (B+2) (P-1) (P-1)

Up to six feet long, it is played by blowing into the top. It is made of wood hollowed out by termites. It was created and first played by the Aboriginal people in

(B-1) (R+3) (P+3) (Q+3) (Q+1) (B-1) (K+1) (H+1) (B-1)